



# BOUNTIFUL

KENDALYN HARRIS  
MAYOR

CITY COUNCIL  
MILLIE SEGURA BAHR  
JESSE BELL  
KATE BRADSHAW  
RICHARD HIGGINSON  
CECILEE PRICE-HUISH

CITY MANAGER  
GARY R. HILL

## CERTIFICATE OF ELECTION


We, the Board of Canvassers for Bountiful City, Davis County, State of Utah, do hereby certify the following vote totals for the 2023 Municipal General Election held November 21, 2023, as appears from the official canvassed returns of said election as filed, and of record in the office of the City Recorder of Bountiful City:

### For City Council


Matt Murri	5,481 votes	Bob Lindsay	3,938 votes
Richard Higginson	5,512 votes	Kate Bradshaw	7,815 votes
Chase Hathaway	2,477 votes	Harrison Smith	1,210 votes


We declare elected Mr. Murri, Mr. Higginson and Ms. Bradshaw.

Board of Canvassers:


  
\_\_\_\_\_  
Millie Segura Bahr

  
\_\_\_\_\_  
Kendalyn Harris

  
\_\_\_\_\_  
Jesse Bell


  
\_\_\_\_\_  
Richard Higginson

~~excused~~ *attended via zoom/oa*  
\_\_\_\_\_  
Kate Bradshaw

  
\_\_\_\_\_  
Cecilee Price-Huish

IN WITNESS WHEREOF, I have hereunto set my hand and caused to be affixed my official seal this 6th day of December 2023.



  
\_\_\_\_\_  
Shawna Andrus  
City Recorder/Bountiful City Election Official

**BOUNTIFUL CITY COUNCIL**  
**meeting as the**  
**Bountiful City Board of Canvassers**  
**Wednesday, December 6, 2023**  
**5:00 p.m.**

NOTICE IS HEREBY GIVEN on the Public Notice and Bountiful City Websites and posted at City Hall that the City Council of Bountiful, Utah will hold a special Board of Canvassers meeting at **City Hall, 795 South Main Street**, at the time and on the date given above. The public is invited to the meeting. Persons who are disabled as defined by the Americans With Disabilities Act may request an accommodation by contacting the Bountiful City Manager at 801.298.6140. Notification at least 24 hours prior to the meeting would be appreciated.

If you are not on the agenda, the Council will not be able to discuss your item of business until another meeting. For most items it is desirable for the Council to be informed of background information prior to consideration at a Council meeting. If you wish to have an item placed on the agenda, contact the Bountiful City Manager at 801.298.6140.

**AGENDA**

**5:00 p.m.**

1. Welcome, Pledge of Allegiance and Thought/Prayer
2. Consider approval of the Bountiful City Municipal General Election results as prepared by the Davis County Clerk/Auditor's Office – Ms. Shawna Andrus
3. Adjourn

  
City Recorder

# City Council Staff Report



**Subject:** Election Canvass and Approval  
**Author:** Shawna Andrus, Recorder  
**Department:** Legislative  
**Date:** December 6, 2023

---

## **Background**

State law UCA 20A-4-301(2)(b)(i) requires that the governing body canvass and officially adopt the election returns no earlier than seven days after nor later than fourteen days after the election. Due to a special election for the second district congressional seat and the Thanksgiving holiday, the Utah State Legislature passed legislation allowing the latest canvass date to be on December 6, 2023 for this year's election.

## **Analysis**

The "canvass" is a meeting at which the legislative body reviews and verifies the completeness and accuracy of the election results and then adopts them. They would certify the votes cast in the election. Under a contract previously approved by the Council, the Davis County Clerk/Auditor's Office has already processed/counted the votes cast. Voter turnout in Davis County was approximately 30%.

## **Department Review**

This report has been reviewed and approved by the Executive Department.

## **Significant Impacts**

Your approval and adoption of the official election results should not result in any financial impacts nor legal issues or new policies. It is simply compliance with State code.

## **Recommendation**

It is recommended that you approve the election results as presented and prepared by the Davis County Clerk/Auditor's office.

## **Attachments** (will be distributed at the meeting)

Election results  
Statement of Votes Cast (SOVC)  
Ballots not counted



# Davis County Pre-Election Test and Audit Report

Election: 2023 General

## Pre-Election Test Summary

1. Number of paper ballots processed on DS450: 6,456
2. Number of paper ballots processed on DS200: 20
3. Number of Express Vote Ballots Processed: 25
4. Were all contests included in the test? Yes
5. Did all equipment accurately detect over votes? Yes
6. Did all equipment accurately detect under votes? Yes
7. Did the results match the expected results of the test? Yes

Notes:

---



---



---



---

## Firmware Validation

Hardware	Certified Firmware Version	Current Firmware Version
Electionware PC	6.3.0.0	6.3.0.0
DS450	4.2.0.0	4.2.0.0
DS200	3.0.0.0	3.0.0.0
ExpressVote	4.2.1.0	4.2.1.0

Were there any differences between the certified firmware version and the current firmware version?  Yes  No

## Certification

I certify that I was present and or participated in the Pre-Election Test and Audit and that the information included in this certification is accurate.

County Clerk: [Signature]

Board of Canvass Representative: [Signature]



# Davis County Post-Election Auditors Certification Report

Election: General Election 2023

I certify that proper legal public notice was given for the Post-Election Audit. This audit was conducted at 61 South Main Street, Farmington, Utah 84025 on the 1<sup>st</sup> day of December, 2023; all laws, policies and procedures were followed as currently constituted; and that the following information is true and correct.

Signature of County Clerk: *[Handwritten Signature]* Date: 12-1-23

We the undersigned election auditors certify that we were present during and participated in this post-election audit. We certify that we reviewed the original paper ballots, associated electronic images and tabulation of all ballots identified for audit, we confirmed that the electronic count matched the original marks made by the voter, and that all electronic tabulations accurately reflected the intent of the voter as marked on each ballot and that if any differences were identified, they have been listed on the Audit Summary Report.

As an appointed election auditor, I certify that I attended the Post-Election Audit and verified the information listed above to be accurate.

Signature of Election Auditor *[Handwritten Signature]*

Signature of Election Auditor *[Handwritten Signature]*

Signature of Election Auditor *[Handwritten Signature]*

Signature of Election Auditor *[Handwritten Signature]*

Signature of Election Auditor \_\_\_\_\_

Signature of Election Auditor \_\_\_\_\_

Signature of Election Auditor \_\_\_\_\_

Signature of Election Auditor \_\_\_\_\_

Signature of Election Auditor \_\_\_\_\_



# Canvass - Audit Certification Report

County: Davis

Election: 2023 General

## Paper Ballot Audit Summary

1. Number of paper ballots processed: 56050
2. Number of ballots audited: 668
3. List the contests on the ballot that were audited:

All Contests

---



---



---

Were there any differences between the tabulation software and the votes marked on the paper ballots?

Yes  No (\*If YES, please attach an explanation of any inconsistencies)

## DRE Machine Audit Summary (complete only if applicable)

1. Number of voting machines used in the election: \_\_\_\_\_
2. Number of polling places used for the election: \_\_\_\_\_
3. Number of voting machines audited: \_\_\_\_\_
4. Were tamper-evident seals affixed to all journal tape canisters?  Yes  No  
(\*If no, please attach copies of the journal tape logs for the applicable canisters)
5. Did all machine serial numbers match when the canisters were installed and removed?  Yes  No  
(\*If no, please attach copies of the journal tape logs for the applicable canisters)
6. Did any tape seals on the journal tape canisters show evidence of tampering?  Yes  No  
(\*If yes, please attach copies of the logs for the applicable canisters)
7. Were there any differences between the machine results and hand-counted results for any audited machine?  Yes  No \*If yes, please attach copies of the hand count logs for the applicable canisters)

## Signature Affidavit Audit Summary

Total number of signature affidavits audited: 552

Did the signature audit reveal any inconsistencies between a signature's initial verification and the audit?  
 Yes  No (\*If YES, please attach an explanation of any inconsistencies)

**Clerk Certification – to be completed before the canvass**

Yes  No I certify that I have reviewed the number of vote histories recorded in VISTA and they closely match the number of ballots cast in my county during this election.

Number of ballots counted: 56,050

Number of vote histories: 56,050

Difference: 0

Explain any differences:

Yes  No I certify that I have properly maintained the voter list in accordance with state and federal laws (20A-3a-404(2)).

Yes  No I complied with the requirements of the software validation rule R623-7: "before using any voting equipment, and before each election, the election officer shall verify that the firmware version on any voting equipment matches the firmware version that is certified by the EAC."

---

County Clerk Signature:



Date: 12-5-23

## Ballot Reconciliations General 2023

	Time and Date (ctrl+alt+shift+semicolon)	11/7/2023	11/8/2023	11/9/2023	11/13/202	11/16/202	11/20/202	11/21/202	11/22/202	12/5/2023
<b>Total Voters and Undeliverables</b>	Active Registered Voters as of Registration Deadline	182670								
	Ballots Returned Undeliverable	2508								
<b>Ballots Received From Voters</b>	Mail/Absentee/UOCAVA	15354	21534	28031	31206	39080	42420	50110	55778	55944
	Early Voting					3	5	5	5	5
	Election Day							851	878	878
	<b>Total Ballots Received From Voter for Processing</b>	<b>15354</b>	<b>21534</b>	<b>28031</b>	<b>31206</b>	<b>39083</b>	<b>42425</b>	<b>50966</b>	<b>56661</b>	<b>56827</b>
<b>Ballots Counted</b>	Mail Ballots	15241	17686	21367	30945	38794	42119	49772	54995	55170
	Early Voting (Regular)							5	5	5
	Early Voting (Curbside)									
	Early Voting (Provisional)									
	Election Day Polls (Regular)							851	848	848
	Election Day Polls (Curbside)									
	Election Day Polls (Provisional)								3	27
<b>Total Ballots Counted or Processed</b>	<b>15241</b>	<b>17686</b>	<b>21367</b>	<b>30945</b>	<b>38794</b>	<b>42119</b>	<b>50628</b>	<b>55851</b>	<b>56050</b>	
<b>Ballots Rejected and Resolved</b>	By Mail Ballots Initially Rejected	226	325	441	495	622	673	773	1277	1413
	Provisional Ballots Initially Rejected								30	30
	By Mail Ballots Resolved	120	159	204	234	336	373	436	494	639
	Provisional Ballot Resolved								27	27
	By Mail Ballots Not Resolved	106	167	237	261	286	300	337	783	774
	Provisional Ballots Not Resolved								3	3
<b>Reconciliation</b>	Voters with Credit for Voting in VISTA	15248	21367	27794	30945	38797	42125	50626	55875	56050
	Ballots with Vote History in VISTA but not Counted	7	3681	6427		3	6	1	24	
	Ballots not processed									
	Reconciliation of Ballots Counted to Vote History	Balanced	Balanced	Balanced	Balanced	Balanced	Balanced	3	Balanced	Balanced
	Reconciliation of Ballots Recieved/Counted/Rejected	Balanced	Balanced	Balanced	Balanced	Balanced	Balanced	Balanced	Balanced	Balanced
	Notes							Vote History from polling locations does not match number of ballots cast. 3 more ballots counted than vote histories,3 are unflagged provisionals from Clinton Rec. All qualified to be counted, when histories are updated, totals will be balanced		



Davis Canvass Statistics		
General Election - November 21, 2023		
Section 1 Ballot Statistics		
1A	30.68%	Voter Turnout
1B	182670	Active voters (as of voter registration deadline)
1C	55131	Number of Counted Ballots (Mail or Drop Box)
1D	853	Number of counted ballots (In-person)
1E	39	Number of ballots that were returned electronically (UOCAVA/disability)
1F	27	Number of counted ballots (Provisional)
1G	56050	Total number of ballots counted
1H	Yes	Does total ballots counted match the number of voters given vote history in VISTA?
1I		If no, what is the difference
1L	Explain:	
Section 2: Challenged and Uncounted Ballot Statistics		
2A	220	Number of envelopes with a signature that does not match the voter's signature
2B	33	Number of unsigned envelopes
2C	20	Number of challenged ballots for other curable reasons
2D	912	Total number of curable ballots that were challenged (cured and not cured combined)
2E	273	Total number of curable that were not cured
2F	29.93%	Percentage of curable ballots that were not cured
2G	7	Total number of ballots where the voter submitted a disability affidavit*
Section 3: Rejected ballot statistics (ballots that cannot be cured)		
3A	487	Number of ballots that were returned after the postmark deadline
3B	14	Number of ballots rejected for other non-curable reasons
3C	501	Total number of rejected that were not curable
3D	1.35%	Percentage of ballots that were returned as undeliverable (% of ballots sent)
Section 4: Provisional ballot statistics		
4A	30	Number of provisional ballots issued
4B	27	Number of provisional ballots counted
4C	3	Total Number of provisional ballots not counted
4D	1	Already Voted
4E	2	Insufficient ID
4F	0	Unsigned
4G	0	Incomplete Form
4H	0	Other
4I	90.00%	Percentage of provisionals that were counted
4J	17	Number of provisional ballots that are same-day registration
Section 5: County Clerk Certification		
Brian McKenzie	I certify that the information contained in this report is true and accurate.	
Davis County		

Statistics								Bountiful City Council					
PRECINCT	REGISTERED VOTERS	BALLOTS CAST	Voter Turnout	Early Vote	Election Day	By Mail	Provisional	Vote for up to Three					
								MATT MURRI	RICHARD HIGGINSON	CHASE HATHAWAY	BOB LINDSAY	KATE BRADSHAW	HARRISON SMITH
BO01:I-S-	415	193	46.51%	0	2	191	0	91	100	42	47	145	27
BO02:I-S-	560	186	33.21%	0	3	183	0	81	101	45	74	125	21
BO03:I-S-	516	169	32.75%	0	0	169	0	68	80	49	51	116	19
BO04:I-S-	577	234	40.55%	0	0	234	0	111	129	68	71	157	29
BO05:	584	273	46.75%	0	4	269	0	143	136	84	76	187	29
BO06:I-S-	580	266	45.86%	0	1	265	0	107	121	81	95	192	29
BO07:I-S-	627	237	37.80%	0	3	234	0	127	142	50	56	191	12
BO08:I-S-	708	317	44.77%	0	4	313	0	188	187	68	91	220	23
BO09:I-S-	527	242	45.92%	0	6	236	0	114	128	49	63	167	27
BO10:I-S-	525	261	49.71%	0	0	261	0	118	138	44	110	165	22
BO11:I-S-	546	170	31.14%	0	1	169	0	68	85	37	39	123	16
BO12:I-S-	543	220	40.52%	0	4	216	0	84	132	52	63	145	20
BO13:I-S-	676	312	46.15%	0	1	311	0	201	157	44	99	226	24
BO14:I-S-	616	329	53.41%	0	5	324	0	171	181	66	109	260	27
BO15:I-S-	574	298	51.92%	0	3	295	0	178	152	67	100	179	28
BO16:I-S-	619	229	37%	0	4	224	1	110	120	57	61	171	23
BO17:I-S-	569	217	38.14%	0	3	214	0	93	131	36	43	161	17
BO18:I-S-	531	217	40.87%	0	4	213	0	111	92	44	62	146	26
BO19:I-S-	590	240	40.68%	0	6	234	0	143	118	47	74	183	13
BO20:I-S-	556	279	50.18%	0	2	277	0	146	145	55	77	186	30
BO21:I-S-	702	340	48.43%	0	3	337	0	205	174	62	112	222	23
BO22:I-S-	669	357	53.36%	0	5	352	0	231	185	57	120	255	23
BO23:I-S-	424	137	32.31%	0	1	136	0	45	55	33	52	101	20
BO24:I-S-	587	263	44.80%	0	5	258	0	157	142	47	62	206	19
BO25:I-S-	678	302	44.54%	0	1	301	0	218	143	55	74	207	26
BO26:I-S-	502	282	56.18%	0	0	281	1	152	137	49	123	167	26
BO27:I-S-	514	211	41.05%	0	5	206	0	115	98	46	80	129	26
BO28:I-S-	578	264	45.67%	0	1	263	0	94	93	57	98	173	60
BO29:I-S-	610	260	42.62%	0	1	259	0	123	114	81	89	183	16
BO30:I-S-	534	234	43.82%	0	3	231	0	129	121	38	99	165	24
BO31:I-S-	590	277	46.95%	0	2	275	0	121	129	49	117	191	30
BO32:I-S-	527	276	52.37%	0	5	271	0	138	140	43	97	194	19
BO33:IDS-	570	206	36.14%	0	7	199	0	74	92	80	64	152	24
BO34:IDS-	607	233	38.39%	0	7	225	1	92	109	62	77	158	31
BO35:IDS-	707	310	43.85%	0	7	302	1	117	112	58	119	192	80
BO36:I-S-	557	256	45.96%	0	4	252	0	117	110	62	114	164	49
BO37:I-S-	665	296	44.51%	0	4	292	0	110	123	63	155	189	36
BO38:I-S-	714	330	46.22%	0	4	326	0	133	176	77	113	241	39

BO39:I-S-	687	294	42.79%	0	8	285	1	135	132	61	115	194	33
BO40:I-S-	2	0	0%	0	0	0	0	0	0	0	0	0	0
BO40:IDS-	647	302	46.68%	0	5	297	0	125	131	76	111	211	40
BO41:IDS-	567	263	46.38%	0	5	258	0	92	95	64	136	164	35
BO42:I-S-	551	260	47.19%	0	7	253	0	105	108	63	134	159	24
BO43:	566	257	45.41%	0	1	256	0	85	108	59	106	165	28
BO44:I-S-	709	265	37.38%	0	1	264	0	115	110	50	110	188	17
<b>TOTALS</b>	<b>25903</b>	<b>11364</b>	<b>43.87%</b>	<b>0</b>	<b>148</b>	<b>11211</b>	<b>5</b>	<b>5481</b>	<b>5512</b>	<b>2477</b>	<b>3938</b>	<b>7815</b>	<b>1210</b>

STATISTICS

	TOTAL
Registered Voters - Total	25,903
Ballots Cast - Total	11,364
Voter Turnout - Total	43.87%

---

Bountiful City Council

Vote For 3

---

	TOTAL
KATE BRADSHAW	7,815
RICHARD HIGGINSON	5,512
MATT MURRI	5,481
BOB LINDSAY	3,938
CHASE HATHAWAY	2,477
HARRISON SMITH	1,210

<b>Municipal General Election November 21, 2023 Summary of By-Mail and Provisional Ballots Not Counted</b>	Total ballots not counted	Already Voted	Fleeing Voter	No Proof of Identity	No Proof of Residency	Moved from County	Signed by someone other than voter	Deceased	Past Election	No Signature	Signature did not match	Empty Evnvelope	Not Timely
Bountiful By-Mail	157	1		4		1	1	2		6	47	2	93
Bountiful Provisional	0												
<b>Total Not Counted</b>	<b>157</b>	<b>1</b>	<b>0</b>	<b>4</b>	<b>0</b>	<b>1</b>	<b>1</b>	<b>2</b>	<b>0</b>	<b>6</b>	<b>47</b>	<b>2</b>	<b>93</b>