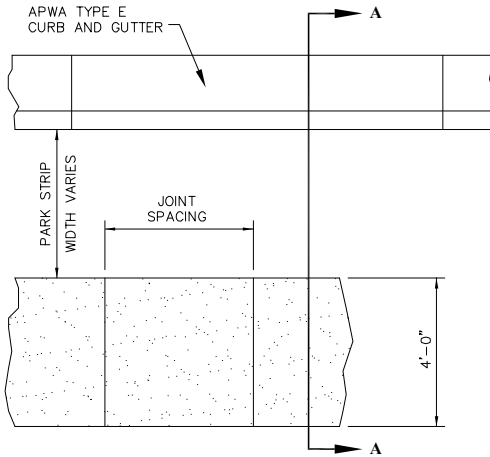
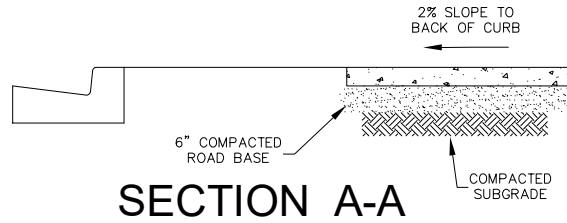


BOUNTIFUL STANDARD SIDEWALK

PLAN VIEW



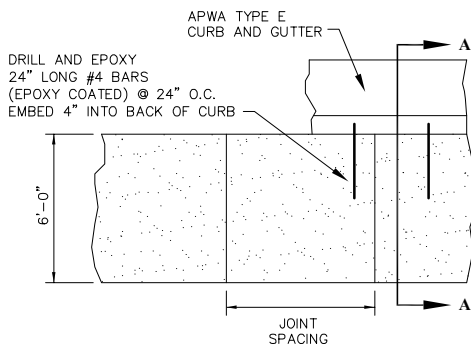
CONCRETE SIDEWALK w/PARKSTRIP
SEE APWA PLAN 231 FOR ADDITIONAL INFORMATION



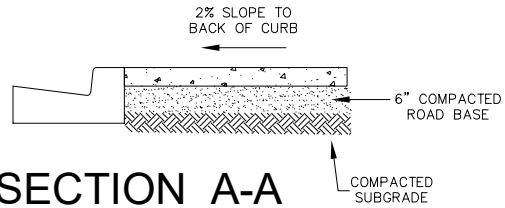
NOTES:

1. SEE DRIVE APPROACH DETAILS FOR SIDEWALK THICKNESS THROUGH DRIVE APPROACHES.
2. EXPANSION JOINT SPACING: 100 FT OR AT DRIVE APPROACHES IF LESS THAN 100 FT.
3. JOINT SPACING: WIDTH (MIN), 1.5xWIDTH (MAX)
4. APWA MATERIAL SPECIFICATIONS APPLY.

PLAN VIEW



CONCRETE SIDEWALK ADJACENT TO CURB
SEE APWA PLAN 231 FOR ADDITIONAL INFORMATION



NOTES:

- NOTES:
1. SEE DRIVE APPROACH DETAILS FOR SIDEWALK THICKNESS THROUGH DRIVE APPROACHES.
 2. EXPANSION JOINT SPACING: 100 FT OR AT DRIVE APPROACHES IF LESS THAN 100 FT.
 3. JOINT SPACING: WIDTH (MIN), 1.5xWIDTH (MAX). MATCH CURB JOINT SPACING.
 4. APWA MATERIAL SPECIFICATIONS APPLY.
 5. TREAT FIELD CUT ENDS OF EPOXY COATED REINFORCING PRIOR TO PLACING CONCRETE FOR SIDEWALK.